



CUB SCOUTS



NCAC University of Scouting
Cub Scout
Range and Target Sports
EAC 205



BOY SCOUTS OF AMERICA.



CUB SCOUTS

Introductions

National Capital Area Council

Range and Target Sports Committee
Members (Formerly known as the Shooting
Sports Committee)

R.A.T.S. Chair





CUB SCOUTS

Introductions

- Please tell us your...
- Name,
- District,
- Range and Target Sports experience/credentials and ...
- What you would like to learn about today?





CUB SCOUTS

Disclaimer:

Things we know...

The new handbooks have not been published.

Requirements and electives are changing in all ranks.

This PowerPoint is based on what we know is supposed to change based on what has been distributed to Council Executives and Commissioners.

All changes will concur with rank advancement of Cub Scouts on June 1, 2024.





Why have Range and Target Sports in Cub Scouting?

- Popular program that promotes recruitment and retention.
- Opportunity to teach Archery, BB and Slingshot Safety at a young age.





What types of Range and Target Activities can Cub Scouts do?

- Archery
 - Proper sized equipment (10lb-25lb) pull weight
 - Target points only, **NO broadheads or field points!!**
- Slingshots/Wrist rockets
 - Ammo must not be hard like stones, ball bearings. Suggest using dog food nuggets.





CUB SCOUTS

What types of Shooting Sports can Cub Scouts do?

- BB guns (Must be rifle, no handgun allowed)
 - Must shoot only round BB at 350 Feet per second (FPS) or less
 - Must have a trigger pull of 2.5 lbs or more
 - Pellet guns may only be used by Webelos in a BSA Resident Camp setting





CUB SCOUTS

Targets

- May not be animal, human like or shape (includes “Zombie” targets) for Cub Scouts
- Use rank specific reproducible targets from ***510-322 Cub Scout Shooting Sports Guide***

******Despite the manual being eliminated, we doubt this will change.***





CUB SCOUTS

Restricted Activities

Archery, BB gun shooting, and slingshot shooting are restricted to day camps, Cub Scout/Webelos Scout long term camps, council-managed short-term camps, or council activities where there are properly trained supervisors and where all standards for BSA shooting sports are enforced. All shooting ranges in the Cub Scout program must be supervised by a qualified range master who is at least 18 years of age and meets the minimum requirements.

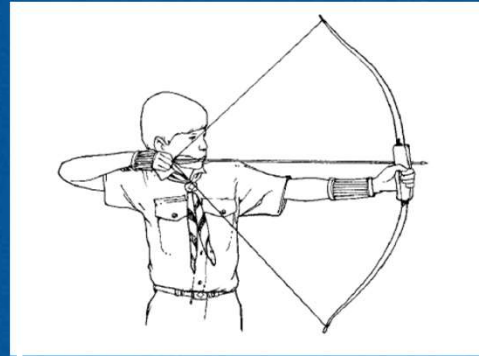
- Archery, BB gun shooting, and slingshot shooting are **not approved unit activities**.
- The use of pellet air rifles is restricted to Webelos and Arrow of Light Scouts in a Boy Scouts of America long term camp setting only.
- Youth in the Lion program are approved to participate in district or council run **archery and slingshot activities only**.
- Airsoft guns are not approved for use in the Cub Scout shooting sports program.
- All local, state, and federal laws for BB guns, archery, and slingshot shooting must be followed.





What personnel do I need for an Archery event?

- Archery Range Master or USA Level 1 (or greater) instructor and 18+ years old to be the Lead Instructor
- Ratio 1 Range Master/Instructor per 8 Cubs Scouts
- Trained by USA Archery Level 1 (or greater) Instructor or BSA Shooting Sports Director
- Training material must be from the most current BSA Shooting Sports Manual
- NCAC provides two Range Master trainings each year at no cost to adult scouters
- Training good for 2 years
- Lions and Tiger Cubs must have their adult partner with them during the activity





Lion Archery Elective

- 1) With your Lion adult partner, identify and wear the appropriate safety gear.
- 2) With your Lion adult partner, recite the archery range safety rules and whistle commands.
- 3) With your Lion adult partner, demonstrate proper range commands.
- 4) With your Lion adult partner, identify the main parts of your shooting equipment and how to properly use them.
- 5) With your Lion adult partner, demonstrate proper stance and shooting techniques.
- 6) Shoot **2 arrows** at your target. Repeat and do your best to improve your score. Shoot at least **4 arrows**.
- 7) Demonstrate how to safely retrieve your target arrows.





Tiger Archery Elective

- 1) With your Tiger adult partner, identify and wear the appropriate safety gear.
- 2) With your Tiger adult partner, recite the archery range safety rules and whistle commands.
- 3) With your Tiger adult partner, demonstrate proper range commands.
- 4) With your Tiger adult partner, identify the main parts of your shooting equipment and how to properly use them.
- 5) With your Tiger adult partner, demonstrate proper stance and shooting techniques.
- 6) Shoot **3 arrows** at your target. Repeat and do your best to improve your score. Shoot at least **6 arrows**.
- 7) Demonstrate how to safely retrieve your target arrows.





Wolf Archery Elective

- 1) Identify and wear the appropriate safety gear.
- 2) Demonstrate the archery range safety rules and whistle commands.
- 3) Demonstrate proper range commands.
- 4) Identify the main parts of your shooting equipment and how to properly use them.
- 5) Demonstrate proper stance and shooting techniques. 4
- 6) Shoot **5 arrows** at your target. Repeat and do your best to improve your score. Shoot at least **10 arrows**.
- 7) Demonstrate how to safely retrieve your arrows.





Bear Archery Elective

- 1) Identify and wear the appropriate safety gear.
- 2) Demonstrate the archery range safety rules and whistle commands.
- 3) Demonstrate proper range commands.
- 4) Identify the main parts of your shooting equipment and how to properly use them.
- 5) Demonstrate proper stance and shooting techniques.
- 6) Shoot **5 arrows** at a target. Repeat twice and do your best to improve your score each time. Shoot at least **15 arrows**.
- 7) Demonstrate how to safely retrieve your arrows.





Webelos Archery Elective

- 1) Identify and wear the appropriate safety gear.
- 2) Demonstrate the archery range safety rules and whistle commands.
- 3) Demonstrate proper range commands.
- 4) Identify the main parts of your shooting equipment and how to properly use them.
- 5) Demonstrate proper stance and shooting techniques.
- 6) Shoot **5 arrows** at a target. Repeat three times and do your best to improve your score each time. Shoot at least **20 arrows**.
- 7) Demonstrate how to safely retrieve your arrows.





Arrow of Light Archery Elective

- 1) Identify and wear the appropriate safety gear.
- 2) Demonstrate the archery range safety rules and whistle commands.
- 3) Demonstrate proper range commands.
- 4) Identify the main parts of your shooting equipment and how to properly use them.
- 5) Demonstrate proper stance and shooting techniques.
- 6) Shoot **5 arrows** at a target. Repeat four times and do your best to improve your score each time. Shoot at least **25 arrows**.
- 7) Demonstrate how to safely retrieve your arrows.





What personnel do I need for a BB Gun event?

BB Gun

- BB Gun Range Master (18+ years old) or NRA Rifle Instructor
- Ratio is 1 Range Master/Instructor per 8 Cub Scouts
- Trained by NRA Certified Rifle Instructor or BSA Shooting Sports Director
- Training material must be from the most current BSA Shooting Sports Manual
- NCAC provides two Rangemaster trainings each year at no cost to adult scouters
- Training good for 2 years
- Lions and Tiger Cubs must have their adult partner with them during the activity





CLUB SCOUTS

Lion BB No Elective

Lions are not permitted to shoot BB's at any District or Council range with or without an adult partner.





Tiger BB Elective

- 1) With your Tiger adult partner, identify and wear the appropriate safety gear.
- 2) With your Tiger adult partner, recite the four safety reminders.
- 3) With your Tiger adult partner, demonstrate proper range commands.
- 4) With your Tiger adult partner, show how to use the safety mechanism.
- 5) With your Tiger adult partner, demonstrate how to properly load, fire, and secure your BB gun.
- 6) With your Tiger adult partner, demonstrate one of the positions for shooting a BB gun.
- 7) Fire **5 BBs** at the target. With the help of your Tiger adult partner, score your target. Repeat and do your best to improve your score. Fire at least **10 BBs**.
- 8) Demonstrate how to put away and properly store your BB gun and shooting equipment after use.





Wolf BB Elective

- 1) Identify and wear the appropriate safety gear.
- 2) Recite the four safety reminders.
- 3) Demonstrate proper range commands.
- 4) Show how to use the safety mechanism.
- 5) Demonstrate how to properly load, fire, and secure your BB gun.
- 6) Demonstrate one of the positions for shooting a BB gun.
- 7) Fire **5 BBs** at the target and score your target. Repeat twice and do your best to improve your score. Fire at least **15 BBs**.
- 8) Demonstrate how to put away and properly store your BB gun and shooting equipment after use.





Bear BB Elective

- 1) Identify and wear the appropriate safety gear.
- 2) Recite the four safety reminders.
- 3) Demonstrate proper range commands.
- 4) Show how to use the safety mechanism.
- 5) Demonstrate how to properly load, fire, and secure your BB gun.
- 6) Demonstrate one of the positions for shooting a BB gun.
- 7) Fire **5 BBs** at the target and score your target. Repeat twice and do your best to improve your score. Fire at least **15 BBs**.
- 8) Demonstrate how to put away and properly store your BB gun and shooting equipment after use.





Webelos BB Elective

- 1) Identify and wear the appropriate safety gear.
- 2) Recite the four safety reminders.
- 3) Demonstrate proper range commands and explain them to an adult or another scout.
- 4) Show how to use the safety mechanism.
- 5) Demonstrate how to properly load, fire, and secure your BB gun.
- 6) Demonstrate the prone, bench, and sitting positions for shooting a BB gun.
- 7) Fire **5 BBs** at the target and score your target. Repeat three times and do your best to improve your score. Fire at least **20 BBs**.
- 8) Demonstrate how to put away and properly store your BB gun and shooting equipment after use.





Arrow of Light BB Elective

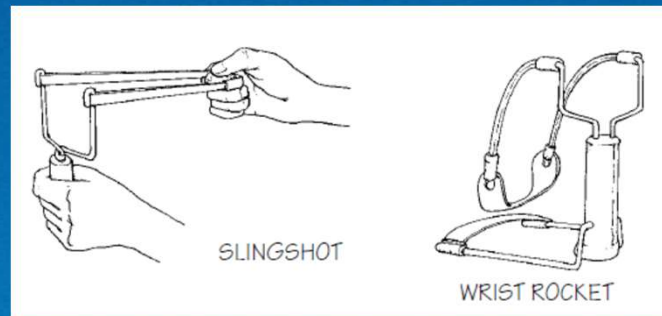
- 1) Identify and wear the appropriate safety gear.
- 2) Recite the four safety reminders.
- 3) Demonstrate proper range commands and explain them to an adult or another scout.
- 4) Show how to use the safety mechanism.
- 5) Demonstrate how to properly load, fire, and secure your BB gun.
- 6) Demonstrate the prone, bench, and sitting positions for shooting a BB gun.
- 7) Fire **5 BBs** at the target and score your target. Repeat three times and do your best to improve your score. Fire at least **20 BBs**.
- 8) Demonstrate how to put away and properly store your BB gun and shooting equipment after use.





What personnel do I need for a Slingshot event?

- Slingshots/Wrist Rockets
 - Range Master needed
 - Ratio 1 RM/Instructor per 8 Cub Scouts





Lion Slingshot Elective

- 1) With your Lion adult partner, identify and wear the appropriate safety gear.
- 2) With your Lion adult partner, recite the safety rules for using a slingshot.
- 3) With your Lion adult partner, demonstrate proper range commands.
- 4) With your Lion adult partner, explore the parts of a slingshot and their usage.
- 5) With your Lion adult partner, discover the types of ammunition that may be used and types that may not be used.
- 6) Shoot **5 shots** at a target. Repeat and do your best to improve your score. Shoot at least **10 shots**.
- 7) Demonstrate how to put away and properly store your slingshot and shooting equipment after use.





Tiger Slingshot Elective

- 1) With your Tiger adult partner, identify and wear the appropriate safety gear.
- 2) With your Tiger adult partner, recite the safety rules for using a slingshot.
- 3) With your Tiger adult partner, demonstrate proper range commands.
- 4) With your Tiger adult partner, explore the parts of a slingshot and their usage.
- 5) With your Tiger adult partner, discover the types of ammunition that may be used and types that may not be used.
- 6) Shoot **5 shots** at a target. Repeat and do your best to improve your score. Shoot at least **10 shots**.
- 7) Demonstrate how to put away and properly store your slingshot and shooting equipment after use.





Wolf Slingshot Elective

- 1) Identify and wear the appropriate safety gear.
- 2) Recite the safety rules for using a slingshot.
- 3) Demonstrate proper range commands.
- 4) Explore the parts of a slingshot and their usage.
- 5) Discover the types of ammunition that may be used and types that may not be used.
- 6) Shoot **5 shots** at a target. Repeat and do your best to improve your score. Shoot at least **10 shots**.
- 7) Demonstrate how to put away and properly store your slingshot and shooting equipment after use.





Bear Slingshot Elective

- 1) Identify and wear the appropriate safety gear.
- 2) Recite the safety rules for using a slingshot.
- 3) Demonstrate proper range commands and explain them to an adult or another scout.
- 4) Explore the parts of a slingshot and their usage.
- 5) Discover the types of ammunition that may be used and types that may not be used.
- 6) Discover the types of targets that may be used and types that may not be used.
- 7) Shoot **5 shots** at a target. Repeat twice and do your best to improve your score each time. Shoot at least **15 shots**.
- 8) Demonstrate how to put away and properly store your slingshot and shooting equipment after use.





Webelos Slingshot Elective

- 1) Identify and wear the appropriate safety gear.
- 2) Recite the safety rules for using a slingshot.
- 3) Demonstrate proper range commands and explain them to an adult or another scout.
- 4) Explore the parts of a slingshot and their usage.
- 5) Discover the types of ammunition that may be used and types that may not be used.
- 6) Discover the types of targets that may be used and types that may not be used.
- 7) Shoot **5 shots** at a target. Repeat twice and do your best to improve your score each time. Shoot at least **15 shots**.
- 8) Demonstrate how to put away and properly store your slingshot and shooting equipment after use.





Arrow of Light Slingshot Elective

- 1) Identify and wear the appropriate safety gear.
- 2) Recite the safety rules for using a slingshot.
- 3) Demonstrate proper range commands and explain them to an adult or another scout.
- 4) Explore the parts of a slingshot and their usage.
- 5) Discover the types of ammunition that may be used and types that may not be used.
- 6) Discover the types of targets that may be used and types that may not be used.
- 7) Shoot **5 shots** at a target. Repeat twice and do your best to improve your score each time. Shoot at least **15 shots**.
- 8) Demonstrate how to put away and properly store your slingshot and shooting equipment after use.





Information Sources

- BSA Shooting Sports Manual & Cub Scout Shooting Sports Guide (Could be Renamed)
 - Can and should be downloaded – 2022 printing
 - Changes are often made.
 - Things that are legal today may not be tomorrow and visa versa.
 - Always check with the NCAC Range and Target Committee when planning an Archery, BB or Slingshot event.
 - All city, county and state regulations apply.
- District Range and Target Sports Committee Rep
- Council Range and Target Sports Committee Rep





Venue

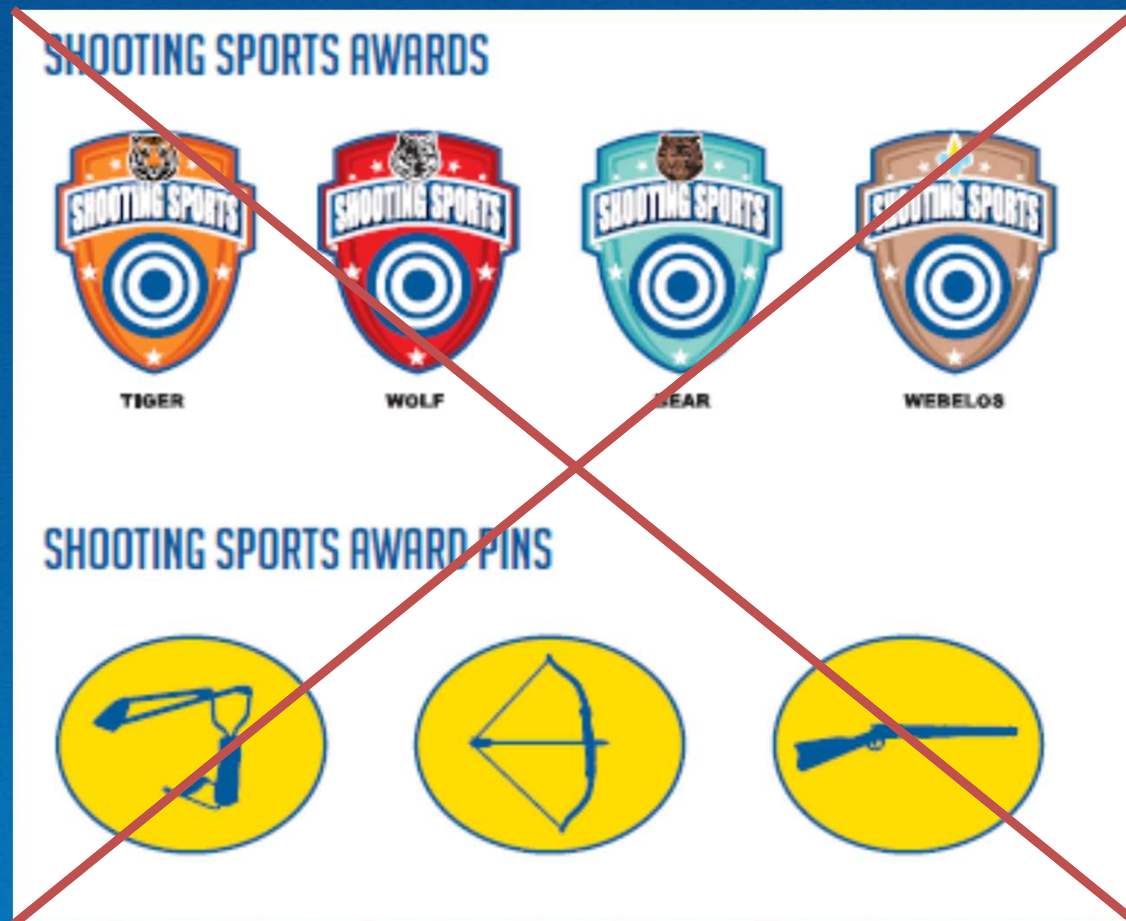
- Anywhere that is safe, legal and can be setup per BSA guidelines
- Guideline may be found at:
<https://www.scouting.org/outdoor-programs/shooting-sports/>
- NCAC Rane and Target Sports information may be found at:
<https://www.ncacbsa.org/council-committees/outdoor-adventuring/shooting-sports/>





CUB SCOUTS

Cub Scout Shooting Sports Awards have been Discontinued





CUB SCOUTS

NCAC Range Master Certification

When: Annually on a Saturday in May and June during the Cub Family Camping.

Where: Camp William B. Snyder

Cost: No cost to Adult Scouters, but must attend the full instructional training and hands on experience with youth

Registration: TBD

Course will include both instructional and hands on range operational training according to BSA standards. Eligible, participants receive Archery and BB Range Master certificates good for two calendar years.



BOY SCOUTS OF AMERICA.



Unauthorized Activities

The BSA National Shooting Sports Task Force has reviewed the following shooting sports activities and feels that they have no value to the mission and values of the BSA Range and Target Sports program. There may be other activities that are not authorized even though they are not listed below.

All shooting or throwing sports outside of BSA program literature and guidance.

Examples of prohibited activities (with exceptions in italics) include:

- Anvil shooting, flintlocks, exploding targets, and devices regulated by the National Firearms Act
- Blow guns, boomerangs, and ballistae
- Homemade firearms and air cannons, potato cannons, and tennis ball cannons
- Throwing of shovels, torpedoes, spikes, stars, shotput, logs, hammers, and cabers
- Inappropriate ammunition such as pumpkins, hard slingshot ammo, and tracers
- Cannons
- Crossbows (*except at the Summit Bechtel Family National Scout Reserve*)
- Reloading ammunition, and using reloaded ammunition (*except at Philmont Scout Ranch*)
- Spears, including atlatls, pole spears, and spear guns (*except at Philmont Scout Ranch*)





CUB SCOUTS

Questions?

Thank you for spending your time today at the University of Scouting to help your youth have a better tomorrow!!

